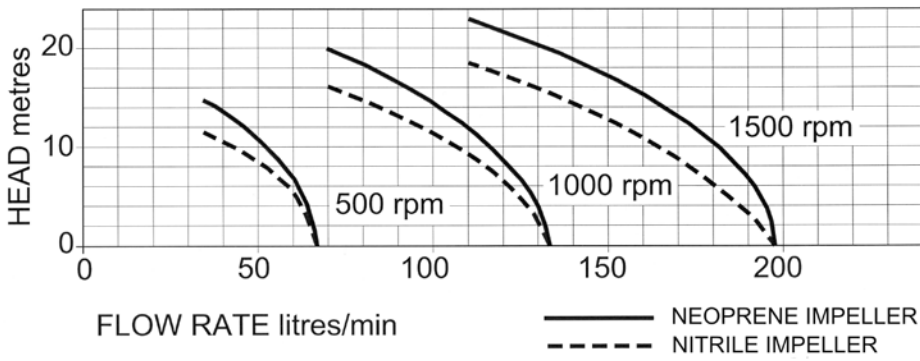


PERFORMANCE:

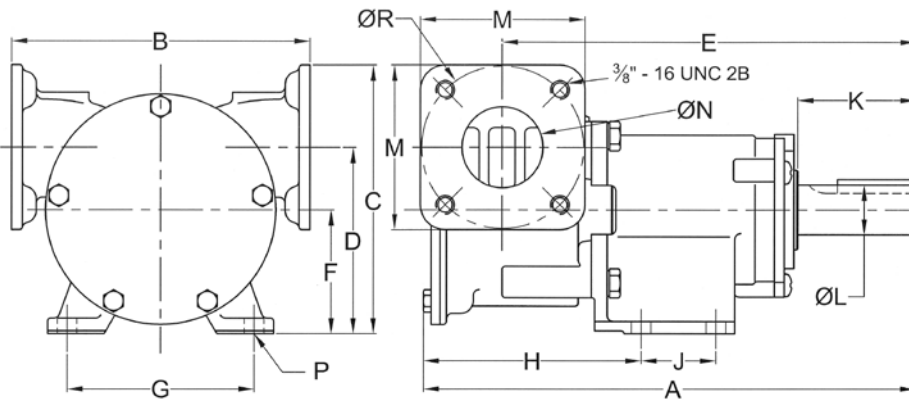


MODEL	Maximum flow rate		Maximum head	
	l/min	gall/min	metres	feet
52220-0011	195	43	23	75
52220-0003	195	43	18	59

Max Power absorbed 1100 watt at 1500rpm

DIMENSIONS:

WEIGHT: 7Kg



A	B	C	D	E	F	G	H	J	K	L	M	N	P	R
251	152	137	95	211	64	95	111	38	60	Ø25	84	Ø41	Ø10	Ø83

MATERIALS OF CONSTRUCTION:

Body	Bronze
Impeller	Neoprene or Nitrile
Wearplate	Replaceable
Shaft	Stainless steel type 316
Shaft seal	Mechanical, Carbon-Ceramic
Bearings	Twin row, ball type
Port type	1½" Flanged

MODELS:

52220-0011 Standard Neoprene Impeller

52220-0003 Oil resistant Nitrile


52220-0021 High pressure Neoprene



a xylem brand

**BRONZE FLEXIBLE
IMPELLER PEDESTAL
PUMP**

52220 SERIES



**PUMP with 1½"
FLANGED PORTS**

- * Constructed from marine quality bronze and stainless steel
- * Self-prime from dry up to 2.4m
- * Easy to service and maintain
- * Will tolerate abrasive wear
- * Handles hard and soft solids without clogging
- * Can pump in either direction
- * Will not airlock