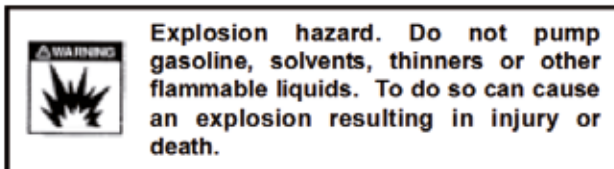




FEATURES

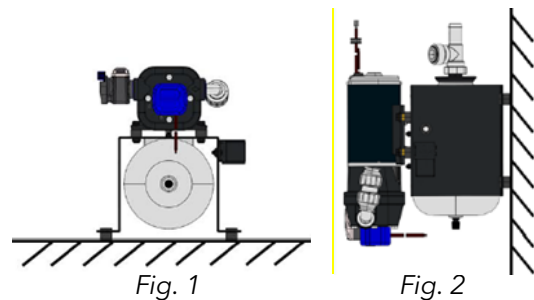
Fully assembled water pressure set with pump, pressure switch, accumulator tank and strainer.

- Ideal for up to four outlets
- Pump and Accumulator Tank mounted on one bracket for rapid and easy installation by boatbuilder and boat owner alike
- Run dry ability
- Smooth even flow
- Thermal overload protection
- ISO 8846 MARINE (Ignition Protection)
- Connections for 19mm (3/4") hose tail
- Shipping weight per unit 5.4 kg (12 lbs)



INSTALLATION INSTRUCTIONS

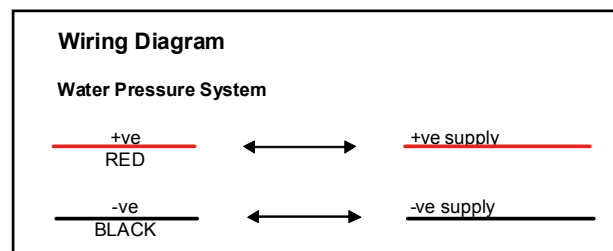
Mount the pump system either horizontally (fig 1), or vertically (fig 2). If mounting vertically, ensure pump head is down. Failure to follow these guidelines may affect performance.



The WPS system should be fixed to a solid flat surface in any suitable location within the vessel where it remains accessible for routine maintenance. When securing the base, use M6 x 16 washers on top of the rubber feet. The unit should be installed within the pipework system after the water tank and before the pipeline divides to serve the hot water heater or other outlets. Connect the pipe from the water tank to the pump inlet. Connect the outlet pipework to the discharge on the accumulator tank.

ELECTRICAL CONNECTIONS

Using the table below select the correct cable size. Cable run is the total length of the cable from the positive battery terminal to the pump and back to the negative terminal.



The electrical circuit should be protected with an overcurrent protection device in the positive lead.

Model No	WPS Model	Voltage	Cut in Pressure	Cut out Pressure	Amp DRAW (A) @ 10psi	Maximum Fuse Size*	Cable Length	Minimum Wire Size
52520-1000	31620-7005	12V	1.7 bar (25psi)	2.8 bar (40psi)	6	15	Up to 6m	2.5mm ²
							6 - 11m	4mm ²
							Over 11m	6mm ²

* customer supplied, not included with pump

OPERATIONAL INSTRUCTIONS

- Check level of water in tank
- Open all faucets hot and cold
- Switch pump on and wait for hot water tank and water lines to fill
- Close each faucet as flow becomes steady and free of air (Close cold water faucet first).
- Pump should shut off soon after closing the last faucet.
- Pump is now ready for automatic operation. It will start when faucet is open.
- It is advisable to run the pump for 2 minutes on the first installation to flush fresh water through the pump.



Do not over pressurise system, maximum working pressure is 3 bar (45psi)

SERVICING/WINTERISATION

The following points should be noted when servicing or winterising the system:

- Inlet filter should be cleaned periodically
- To re-pressurise the accumulator tank, the pump must be switched off with the outlet taps open. Using an air pump pressurise the tank to 18psi (1.2bar)
- If pump will be inoperative for a considerable time, turn off circuit to the pump and bleed system by opening faucets.
- When winterising the system, empty the tank and leave the taps open, and switch off the pump.

Please follow instructions in the separate datasheet (water pressure system) for servicing and maintenance of this pump.

xylem
Let's Solve Water

UK
Jabsco
Bingley Road, Hoddesdon
Hertfordshire EN11 0BU
Tel: +44 (0) 1992 450145
Fax: +44 (0) 1992 467132

USA
Jabsco
100 Cummings Center Drive,
Suite 535-N, Beverly, MA 01915
Tel: +1 978 281-0440
Fax: +1 978 283-2619

ITALY
Jabsco Marine Italia
Via Tommaseo, 6
20059 Vimercate, Milano
Tel: +39 039 685 2323
Fax: +39 039 666 307

GERMANY
Jabsco GmbH
Oststrasse 28
22844 Norderstedt
Tel: +49-40-53 53 73-0
Fax: +49-40-53 53 73-11

CHINA
Xylem
30-31F Tower A, Hongqiao City
Center of Shanghai, 100 Zunyi
Road Shanghai 200051 China
Phone: 86-21-22082888
Fax: 86-21-22082999

XYLEM LIMITED WARRANTY WARRANTS THIS PRODUCT TO BE FREE OF DEFECTS AND WORKMANSHIP FOR A PERIOD OF (X) YEARS. THE WARRANTY IS EXCLUSIVE AND IN LIEU OF ANY AND ALL OTHER EXPRESS OR IMPLIED WARRANTIES, GUARANTEES, CONDITIONS OR TERMS OF WHATEVER NATURE RELATING TO THE GOODS PROVIDED HEREUNDER, INCLUDING WITHOUT LIMITATION ANY IMPLIED WARRANTIES OF MERCHANTABILITY AND FITNESS FOR A PARTICULAR PURPOSE, WHICH ARE HEREBY EXPRESSLY DISCLAIMED AND EXCLUDED. EXCEPT AS OTHERWISE PROVIDED BY LAW, BUYER'S EXCLUSIVE REMEDY AND SELLER'S AGGREGATE LIABILITY FOR BREACH OF ANY OF THE FOREGOING WARRANTIES ARE LIMITED TO REPAIRING OR REPLACING THE PRODUCT AND SHALL IN ALL CASES BE LIMITED TO THE AMOUNT PAID BY THE BUYER HEREUNDER. IN NO EVENT IS SELLER LIABLE FOR ANY OTHER FORM OF DAMAGES, WHETHER DIRECT, INDIRECT, LIQUIDATED, INCIDENTAL, CONSEQUENTIAL, PUNITIVE, EXEMPLARY OR SPECIAL DAMAGES, INCLUDING BUT NOT LIMITED TO LOSS OF PROFIT, LOSS OF ANTICIPATED SAVINGS OR REVENUE, LOSS OF INCOME, LOSS OF BUSINESS, LOSS OF PRODUCTION, LOSS OF OPPORTUNITY OR LOSS OF REPUTATION. THIS WARRANTY IS ONLY A REPRESENTATION OF THE COMPLETE LIMITED WARRANTY.

FOR A DETAILED EXPLANATION, PLEASE VISIT US AT WWW.XYLEMFLOWCONTROL.COM/SUPPORT/, CALL OUR OFFICE NUMBER LISTED, OR WRITE A LETTER TO YOUR REGIONAL OFFICE.